


Resin Collars

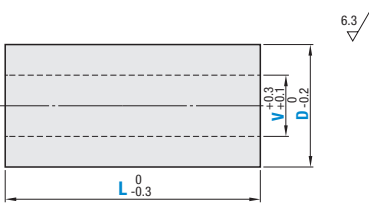
Standard



Resin Collars – Standard

RoHS10

Dimension Selectable	Dimension Configurable	Material	Color
CLJJ	FCLJJ	Polyacetal	White
CLJK	FCLJK		Black
CLJM	FCLJM	MC Nylon Standard Grade	Blue
CLJW	FCLJW		Ivory
CLJD	FCLJD	MC Nylon Conductive Grade	Black
CLJT	FCLJT		CDR2
CLJB	FCLJB	Bakelite	Brown
CLJN	FCLJN		Paper Base
CLJF	FCLJF	Fluoro Resin	White
CLJP	FCLJP		Cloth Base
CLJE	FCLJE	PEEK	Gray
		Epoxy Glass	Green



Material Properties P.2332

Selectable Dimension

Type	Part Number	D Selection	L 0.5 mm Increment	
CLJJ CLJK CLJM CLJW CLJD CLJT CLJB CLJN CLJF CLJP CLJE	2	(4) 5 6 8 10 11 12	10.0-25.0 25.5-30.0	
	3	(4) → V2 only		
	4	(6) 8 10 11 12 13 14 15 16 20	10.0-25.0 25.5-50.0	
	5	(6) → V4 only		
	6	8 10 11 12 13 14 15 16 20 25		
	8	10 11 12 13 14 15 16 20 25 30		
	10	12 13 14 15 16 20 25 30		
	12	15 16 20 25 30		
	15	20 25 30	10.0-25.0 25.5-50.0 50.5-75.0 75.5-100.0	
	16	35 40 50		
	20	20 25 30		
	25	35 40 50		
	30	60*		
			(25) 30 (25) → V20 only	

⊘ Not available for CLJT, CLJF, CLJP, and CLJE.

Part Number Example: **CLJJ10 - 16 - 20.0**

Part Number Example: **FCLJB - V20 - D30 - L18.5**

Configurable Dimensions


Part Number	V	D	L	
FCLJJ FCLJK FCLJM FCLJW FCLJD FCLJT FCLJB FCLJN FCLJF FCLJP FCLJE	No Hole Machining	D4-20: 0.5 mm Increment	10.0-100.0	
		V2.6 or Less V3.0 or More, 0.5mm Increments		4.0-10.0 ⊘ D _s 5 → L _s 50
		V3.0 or More: 0.5mm Increment		10.5-20.0 0.5 mm Increment
		3.0-55.0		21-30 1 mm Increment
				31-40 1 mm Increment
				41-50 1 mm Increment
				51-60* 1 mm Increment
				61-80* 1 mm Increment
				81-100* 1 mm Increment
				3.0-90.0
81-100* 1 mm Increment				

Machining Conditions ⊘ L_sVx8

⊘ *Not available for FCLJT, FCLJF, FCLJP, and FCLJE.

Resin Collars

Standard, *continued*



Part Number Alterations

Dimension Selectable Type

Part Number - D - L - (CC / WCC / AC...etc.)


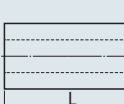
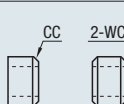
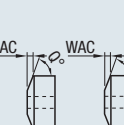
CLJJ12 - 30 - 45 - AC10 - Q15

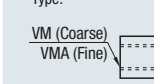


Dimension Configurable Type

Part Number - V (VM / VMA) - D - L - (CC / WCC / AC...etc.)

FCLJP - VM10 - D35 - L60 - CC2.5

⊘ Not available for Bakelite, Epoxy Glass and Fluoro Resin. ⊘ Alterations except VKC and LKC are available from D10.

Alterations	Code	Spec.
	VKC	Changes the I.D. tolerance to +0.1 0 ⊘ This is only applicable to CLJJ, CLJM, FCLJJ and FCLJM. Ordering Code: VKC ⊘ L _s 50 ⊘ If D _s 50, D-V _s 6 ⊘ If D _s 80, D-V _s 10 ⊘ If D _s 100, D-V _s 16
	LKC	Changes the overall length tolerance to ±0.05. ⊘ This is only applicable to CLJJ, CLJM, FCLJJ and FCLJM. Ordering Code: LKC ⊘ L _s 50 ⊘ If D _s 50, D-V _s 6 ⊘ If D _s 80, D-V _s 10 ⊘ If D _s 100, D-V _s 16
	CC WCC	Chamfers C plane. Ordering Code: CC1.5 WCC2.5 ⊘ CC / WCC=0.5 mm Increment ⊘ CC / WCC<(D-V)/2 ⊗ Combination with AC is not available.
	AC WAC	Adds a taper. Ordering Code: AC3.5-Q60 WAC5.0-Q30 ⊘ AC, WAC=0.5 mm Increment ⊘ Q=Selection from 15, 20, 30 and 60 ⊘ AC _s L-5 ⊘ (D-V)/2-AC, WAC tan Q _s 1 Ref.: tan15°=0.268 tan20°=0.364 tan30°=0.577 tan60°=1.732 ⊗ Combination with CC is not available.

Alterations	Code	Spec.
	VM (Coarse) VMA (Fine)	Adds a tapped hole (Through). Ordering Code: Specify VM4 V instead of VM / VMA. Ex.: FCLJJ-VMA4-D10-L18 ⊘ For machining limits of tap diameter and full length (L), please see the table on the right. Tap diameter ≤ D/2
	MC WMC	Adds a tapped hole (coarse thread) at D part. Ordering Code: MC3 WMC5 ⊘ Condition of thickness (D-V)/2: as table below. ⊘ L _s MC / WMCx3 ⊘ MC / WMC=Select from table below.
	SLC	Adds a slit. Ordering Code: SLC ⊘ Condition of thickness (D-V)/2: as table below. ⊘ Slit width is fixed. ⊘ I.D. / O.D. tolerances are the values before alteration. The tolerances may change after alterations depending on the materials.