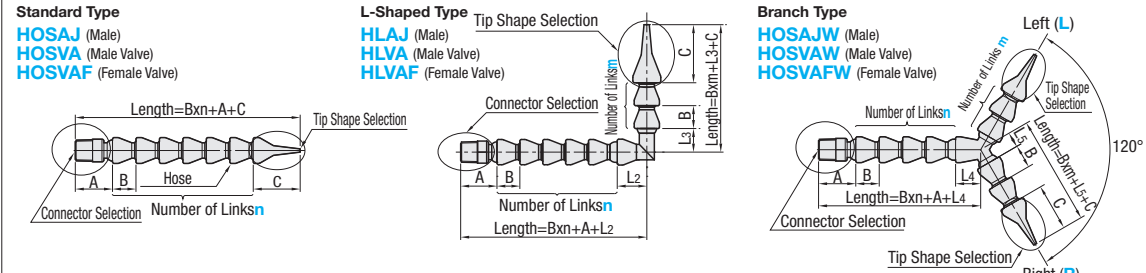



# Adjustable Hoses / Installation Tools

RoHS 10



**Standard Type**  
**HOSAJ** (Male)  
**HOSVA** (Male Valve)  
**HOSVAF** (Female Valve)

**L-Shaped Type**  
**HLAJ** (Male)  
**HLVA** (Male Valve)  
**HLVAF** (Female Valve)

**Branch Type**  
**HOSAJW** (Male)  
**HOSVAW** (Male Valve)  
**HOSVAFW** (Female Valve)

**Features**

- Flexible hose can be bent at any angle and accurately fits workpieces.
- Lightweight, nonconductive, chemical resistant, shock resistant, and heat resistant resin material (Polyacetal).

**Applications**

- Best suitable hoses for coolant liquid for metal processing machines, lubricant and air blow.

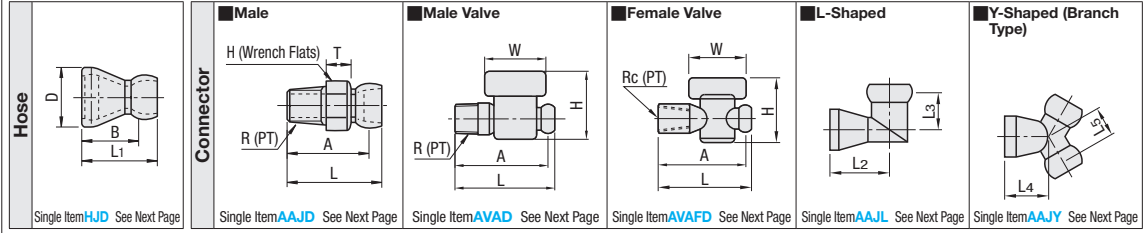
**Material:** Hose: Polyacetal (Blue), (Gray), (Black)  
 Connector, Nozzle: Polyacetal (Orange), (Gray), (Black)  
 Heat Resistance Temp.: 80°C

Chemical Resistance		Pressure Resistance		
Chemical	A / NA	No.	Pressure Resistance MPa	
Solvent	○	2	Fluid	Air
Lubricant	○	3	0.2	0.5
Water	○	4	0.2	0.5
Acid	×			
Alkali	×			

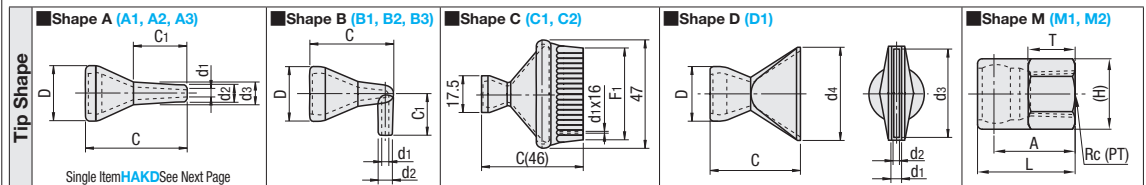
**Min. Bending Radius**

No.2	35mm
No.3	45mm
No.4	45mm

Above data are for reference, not guaranteed. A small leakage may occur from the connection parts.



Hose (For All Types)					Shape AJ (Male)					Shape VA (Male Valve)					Shape VAF (Female Valve)					L-Shaped			Y-Shaped					
Hose Nominal	Hose I.D.	D	B	L1	Hose Nominal	R (PT)	A	L	H	T	Hose Nominal	R (PT)	A	L	H	W	Hose Nominal	Rc (PT)	A	L	H	W	Hose Nominal	L2	L3	Hose Nominal	L4	L5
2	6.3	15.9	14.8	20.3	2	1(R1/8)	23	26.3	14	7	2	R1/4	41	44	30	27	2	Rc1/4	42	45	30	27	2	17	12	2	15.5	9.5
3	8.5	20.2	17.6	25.2	3	2(R1/4)	27	32	19	8	3	R3/8	45	49	34	25	3	Rc1/2	58.2	64	63	34	3	23.5	16.5	3	23.5	19
4	12.7	25.1	21.1	29.8	4	3(R3/8)	28	38.3	18.8	7.5	4	R1/2	48.5	58	43	34	4	R3/8	44	48	34	25	4	30	21	4	30	21
						4(R1/2)	28	38.3	18.8	7.5																		



Shape A													Shape C				Shape D								
Hose Nominal	A1					A2					A3			C1		C2		D1							
	C	C1	D	d1	d2	C	C1	D	d1	d2	d3	C	C1	D	d1	d2	d3	Hose Nominal	C	D	d1	d2	d3	d4	
2	30.0	16.0	16.0	1.6	4.9	7.0	30.0	19.0	16.0	3.2	6.3	9.6	35.0	25.5	16.0	6.3	9.6	11.0	2	26.4	16	3.2	1.7	25.4	26.8
3	33.0	19.0	21.0	6.3	9.5	13.0	39.0	28.0	21.0	9.5	13.0	33.0	22.0	21.0	12.7	15.0	16.0	3	39	21	5	3	32	34	
4	37.5	24.5	24.5	6.6	10.5	12.5	37.5	24.5	24.5	9.5	12.5	15.5	37.5	24.5	24.5	12.5	17.0	19.0	4	50.5	25	6	4.5	44.5	48

For prices and ordering examples, refer to the next page.

**Standard Type** Hose Color: Selectable (Blue (Tip Nozzle: Orange), Gray, Black)

Type	Part Number	Connector	Hose Nominal	Hose Color	Number of Links n Configurable	Connector Thread Size (PT)	Tip Shape
HOS	AJ (Male) VA (Male Valve) *1VAF (Female Valve)		2	Not Specified (Blue) G (Gray) *2B (Black)	0-30	1 (R1/8)	(Hose: Blue) A1, A2, A3, B1, B2, B3, C1, C2, D1, M1, M2
						2 (R1/4)	(Hose: Gray) A1, A2, A3, D1
						3 (R3/8)	(Hose: Black) A1, A2, A3, C1, C2, D1
						4 (R1/2)	(Hose: Blue) A1, A2, A3, D1
						3 (R3/8)	(Hose: Gray) A1, A2, A3, D1
						4 (R1/2)	(Hose: Blue) A1, A2, A3, B1, B2, B3, D1

**L-Shaped Type** Hose Body: Blue, Nozzle: Orange

Type	Part Number	Connector	Hose Nominal	Number of Links n Configurable	Connector Thread Size (PT)	Tip Shape
HL	AJ (Male) VA (Male Valve) VAF (Female Valve)		2	0-30	1 (R1/8)	A1, A2, A3, B1, B2, B3, C1, C2, D1, M1, M2
					2 (R1/4)	
					3 (R3/8)	
					4 (R1/2)	

**Branch Type** Hose Body: Blue, Nozzle: Orange

Type	Part Number	Connector	Branch Type Identification (Fixed)	Hose Nominal	Number of Links n Configurable	Connector Thread Size (PT)	Number of Links n Configurable	Tip Shape
HOS	AJ (Male) VA (Male Valve) VAF (Female Valve)		W	2	0-30	1 (R1/8)	0-20	A1, A2, A3, B1, B2, B3, C1, C2, D1, M1, M2
						2 (R1/4)		
						3 (R3/8)		
						4 (R1/2)		

**Ordering Example**

Standard Type: Part Number, Hose Color, Number of Links n, Connector Thread Size, Nozzle

L-Shaped Type: Part Number, Number of Links n, Connector Thread Size, Number of Links m, Nozzle

Branch Type: Part Number, Number of Links n, Connector Thread Size, Number of Links m Right (R), Number of Links m Left (L), Nozzle

Hose Nominal	Link Unit Price	Connector Unit Price			Nozzle Unit Price					L-Shaped Type / Branch Type Additional Price	
		Shape AJ	Shape VA	Shape VAF	A1	A2	A3	B1	B2		B3
2											
3											
4											

Days to Ship [Configure Online](#)

Price [Configure Online](#)

Hose Only (Blue)				Connector Only (Orange)				Connector Only				
Part Number	Hose Nominal	Number of Links (Fixed)	Unit Price	Part Number	Connector Thread Size (PT)	Unit Price	Part Number	Unit Price	Part Number	Unit Price	Part Number	Unit Price
HJD	2	5		AAJD	2	1 (R1/8)		AAJL	2		AAJY	4
	3	5		AVAD	3	3 (R3/8)		AAJL	3		AAJY	3
	4	5		AVAFD	4	4 (R1/2)		AAJL	4		AAJY	4

**Nozzle Only (Orange)**

Part Number	Hose Nominal	Nozzle	Nozzle Unit Price				
			A	B	C	D	M
HAKD	2	A	1	-	-	-	
		B	1	-	-	-	
		C	2	-	-	-	
		D	1	-	-	-	
		M	2	-	-	-	
	3	A	2	-	-	-	
		B	2	-	-	-	
		C	3	-	-	-	
		D	2	-	-	-	
		M	3	-	-	-	

**Special Mounting Tool for Adjustable Hose**

Type	No.	Unit Price
HOSAJT	2	
HOSAJT	3	
HOSAJT	4	

Days to Ship [Configure Online](#)

Price [Configure Online](#)

Ordering Example: Part Number HOSAJT2, Connector Thread Size 1, Nozzle A1, Number of Links 5.

Example: HOSAJT