


# Strut Clamps –Through Tapped–



This type of Clamp has two threaded holes that can be used for mounting of various devices (see application example). Available in low carbon 1018 steel, 6061-T6 aluminum and 304 Stainless Steel. Smaller sizes have only one clamping bolt, while the large sizes have two. Clamping hardware included.

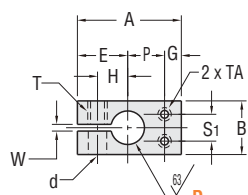
**Standard**



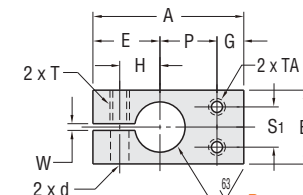
Material	Surface Treatment	Included Hardware	Type
1018 Steel	Black Oxide	S.H.C.S.	U-KMN
	Electroless Nickel Plating		U-MMN
6061-T6 Aluminum	Clear Anodizing		U-AWN
	Black Anodizing		U-AMW
304 Stainless Steel	-		U-SMN

Material Characteristics P.628, 629

**D0.38~0.50**



**D0.63~1.00**




General Tolerance  
Unless otherwise specified use the table below.

From	To	Tolerance
0.000	5.000	+0.01
5.001	16.000	+0.02
16.001	60.000	+0.05

Thread or hole location tolerance: ±0.005\* non-cumulative.

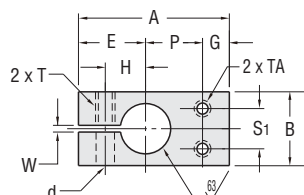
Surface Roughness: Unless otherwise specified 250/

**Low Profile**



Material	Surface Treatment	Included Hardware	Type
1018 Steel	Black Oxide	S.H.C.S.	U-KMNU
	Electroless Nickel Plating		U-MMNU
6061-T6 Aluminum	Clear Anodizing		U-AWNU
	Black Anodizing		U-AMWU
304 Stainless Steel	-		U-SMNU

Material Characteristics P.628, 629



General Tolerance  
Unless otherwise specified use the table below.

From	To	Tolerance
0.000	5.000	+0.01
5.001	16.000	+0.02
16.001	60.000	+0.05

Thread or hole location tolerance: ±0.005\* non-cumulative.

Surface Roughness: Unless otherwise specified 250/

Days to Ship **1** Day

Price

Quantity	Rate
1	—
2-4	2%
5-19	3%
20-	5%

For larger quantity orders "Days to Ship" may differ from published catalog term. P.29


**Standard**

D	\$ Unit Price				
	U-KMN	U-MMN	U-AWN	U-AMW	U-SMN
0.38	15.70	17.40	17.40	17.40	23.80
0.50	17.30	19.30	19.30	19.30	26.20
0.63	19.40	21.60	21.60	21.60	29.30
0.75	22.10	24.60	24.60	24.60	33.40
1.00	25.70	28.40	28.40	28.40	38.80


**Low Profile**

D	\$ Unit Price				
	U-KMNU	U-MMNU	U-AWNU	U-AMWU	U-SMNU
0.38	15.00	16.60	16.60	16.60	22.70
0.50	16.40	18.20	18.20	18.20	25.00
0.63	18.40	20.50	20.50	20.50	27.80
0.75	21.00	23.30	23.30	23.30	31.70
1.00	24.40	27.10	27.10	27.10	36.70


**Related Components**



Device Stands  
P.441



Struts  
P.451



Strut Clamps  
P.471

**Standard**

Type	Part No.				P	A	B	E	G	H	S1	TA (Thread)		T (Thread)		d	W	
	D			S								Size	Major Dia.	Size	Major Dia.			
	Callout	Nominal	Tolerance															
U-KMN	0.38	3/8	0.3756	0.3750	0.375	1.13	0.563	0.563	0.188	0.344	0.281	#6-32	0.138	-	#10-32	0.190	0.206	0.078
U-MMN	0.50	1/2	0.5007	0.5000	0.500	1.38	0.750	0.625	0.250	0.406	0.375	#8-32	0.164	-	#10-32	0.190	0.206	0.078
U-AWN	0.63	5/8	0.6257	0.6250	0.688	1.75	0.938	0.750	0.313	0.500	0.438	#10-32	0.190	0.438	#10-32	0.190	0.206	0.078
U-AMW	0.75	3/4	0.7508	0.7500	0.750	2.00	1.125	0.875	0.375	0.594	0.563	1/4-20	0.250	0.563	1/4-20	0.250	0.281	0.078
U-SMN	1.00	1"	1.0008	1.0000	1.000	2.38	1.375	1.000	0.375	0.719	0.750	1/4-20	0.250	0.750	1/4-20	0.250	0.281	0.078

Order Example The part number consists only of the fields with blue characters.

Part No.

Type

U-KMN 0.50

**Low Profile**

Type	Part No.				P	A	B	C	E	G	H	S1	TA (Thread)		T (Thread)		d	W
	D			S									Size	Major Dia.	Size	Major Dia.		
	Callout	Nominal	Tolerance															
U-KMNU	0.38	3/8	0.3756	0.3750	0.375	1.13	0.563	0.375	0.563	0.188	0.344	0.281	#6-32	0.138	#10-32	0.190	0.206	0.078
U-MMNU	0.50	1/2	0.5007	0.5000	0.500	1.38	0.750	0.375	0.625	0.250	0.406	0.375	#8-32	0.164	#10-32	0.190	0.206	0.078
U-AWNU	0.63	5/8	0.6257	0.6250	0.688	1.75	0.938	0.500	0.750	0.313	0.500	0.438	#10-32	0.190	#10-32	0.190	0.206	0.078
U-AMWU	0.75	3/4	0.7508	0.7500	0.750	2.00	1.125	0.688	0.875	0.375	0.594	0.563	1/4-20	0.250	1/4-20	0.250	0.281	0.078
U-SMNU	1.00	1"	1.0008	1.0000	1.000	2.38	1.375	0.750	1.000	0.375	0.719	0.750	1/4-20	0.250	1/4-20	0.250	0.281	0.078

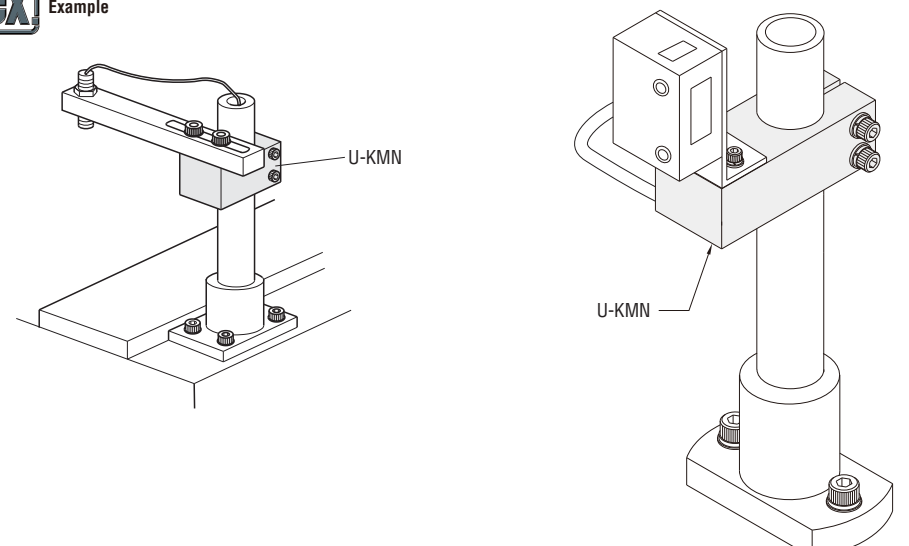
Order Example The part number consists only of the fields with blue characters.

Part No.

Type

U-KMNU 0.63

Example



U-KMN

U-KMN

Contents

How to Use the Catalog

Linear Motion

Linear Shafts

Bushings

Shaft Supports

Shaft Collars

Linear Guides

Rotary Motion

Rotary Shafts

Bearings w/ Housings

Pulleys

Belts

Couplings

Locating Components

Locating Pins & Bushings

Locating Components

General Components

Pivot Pins

Floating Joints

Posts

Device Stands

Strut Clamps

Angle Plates

Gussets

Welded Stands

Washers

Collars

Manifolds

Urethanes

Rubbers

Plates

Misc.

Technical Data

Business Information

Index

Express Options  
 P.30

MISUMI  
www.misumiusa.com E-mail: inquire@misumiusa.com

TEL.1-847-843-9105 FAX.1-847-843-9107 TOLL FREE TEL.1-800-681-7475 TOLL FREE FAX.1-800-681-7402