

Hinge Cover

Continuous-Hinge with Clamps, Type 4X



Industry Standards

UL 50, 50E Listed; Type 3R, 4, 4X, 12; File No. E27567
 cUL Listed per CSA C22.2 No 94; Type 3R, 4, 4X, 12; File No. E27567
 UL 508A Listed; Type 3R, 4, 4X, 12; File No. E61997
 cUL Listed per CSA C22.2 No 94; Type 3R, 4, 4X, 12; File No. E61997

NEMA/EEMAC Type 3R, 4, 4X, 12, 13
 CSA File No. 42184: Type 4, 4X, 12
 IEC 60529, IP66
 Meets NEMA Type 3RX requirements

Application

Used in either indoor or outdoor applications, these enclosures combine a rugged continuous hinge, seamless foam-in-place gasket and stainless steel screw-down clamps for a reliable seal that protects components from corrosive environments.

Specifications

- 16 and 14 gauge Type 304 or 316L stainless steel
- Seams continuously welded and ground smooth
- Seamless foam-in-place gasket
- Stainless steel screws and clamps
- Pull stainless steel continuous hinge pin to remove door
- Weldnuts provided for mounting optional panels and terminal block kits
- Bonding provision on door and body

Finish

Cover and sides of body have smooth #4 brushed finish.

Accessories

See also *Accessories*.

- Fast-Operating Clamp-Cover Junction Box Clamp
- Lock Kit for Clamp Cover Junction Boxes
- Panels for Junction Boxes
- Terminal Block Kit Assembly for Junction Boxes Overview

Modification and Customization

Hoffman excels at modifying and customizing products to your specifications. Contact your local Hoffman sales office or distributor for complete information.

Bulletin: A51S

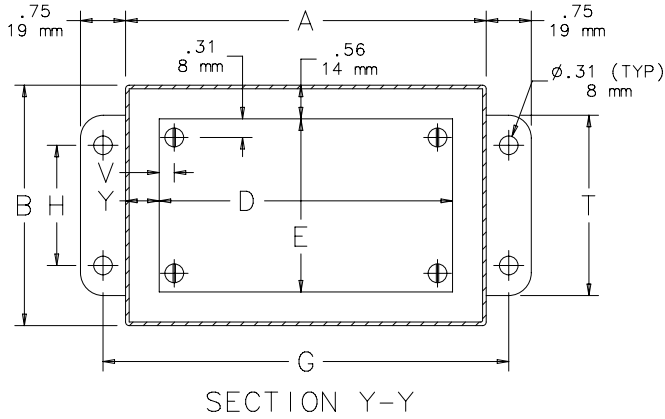
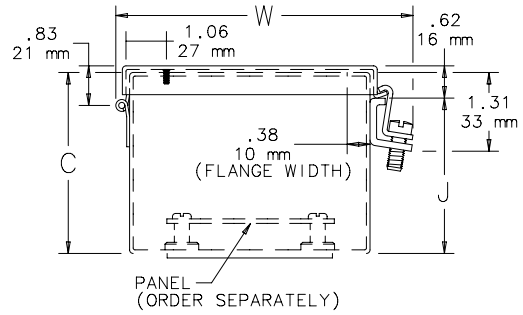
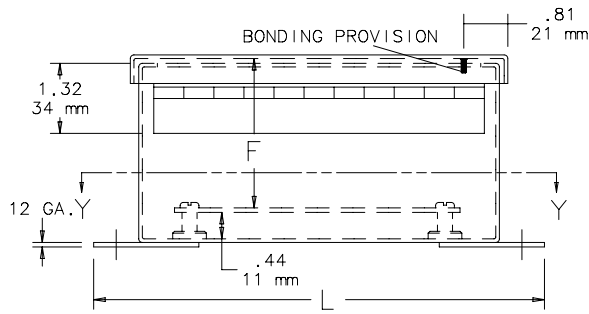
Standard Product

Catalog Number	AxBxC in./mm	Stainless Steel		Body Gauge	Cover Gauge	Steel Panel	Conductive Panel	Panel Size		Mounting		Overall					
		Type	UL Listed					D x E in./mm	G x H in./mm	L x W in./mm	F in./mm	J in./mm	N in./mm	T in./mm	V in./mm	Y in./mm	
A6044CHNFSS	6.00 x 4.00 x 4.00	304	508A	16	16	A6P4	A6P4G	4.88 x 2.88	6.75 x 2.00	7.50 x 4.94	3.50	3.62	2.38	3.00	0.31	0.56	
	152 x 102 x 102							124 x 73	171 x 51	191 x 125	89	92	60	76	8	14	
A606CHNFSS	6.00 x 6.00 x 4.00	304	50, 50E	16	16	A6P6	A6P6G	4.88 x 4.88	6.75 x 4.00	7.50 x 6.94	3.50	3.62	2.38	5.00	0.31	0.56	
	152 x 152 x 102							124 x 124	171 x 102	191 x 176	89	92	60	127	8	14	
A8064CHNFSS	8.00 x 6.00 x 4.00	304	50, 50E	14	16	A8P6	A8P6G	6.75 x 4.88	8.75 x 4.00	9.50 x 6.94	3.50	3.62	1.38	5.00	0.25	0.62	
	203 x 152 x 102							171 x 124	222 x 102	241 x 176	89	92	35	127	6	16	
A1008CHNFSS	10.00 x 8.00 x 4.00	304	50, 50E	14	16	A10P8	A10P8G	8.75 x 6.88	10.75 x 6.00	11.50 x 8.94	3.50	3.62	1.38	7.00	0.25	0.62	
	254 x 203 x 102							222 x 175	273 x 152	292 x 227	89	92	35	178	6	16	
A12106CHNFSS	12.00 x 10.00 x 6.00	304	50, 50E	14	16	A12P10	A12P10G	10.75 x 8.88	12.75 x 8.00	13.50 x 10.94	5.50	5.62	2.38	9.00	0.25	0.62	
	305 x 254 x 152							273 x 225	324 x 203	343 x 278	140	143	60	229	6	16	
A1212CHNFSS	12.00 x 12.00 x 6.00	304	50, 50E	14	16	A12P12	A12P12G	10.75 x 10.88	12.75 x 10.00	13.50 x 12.94	5.50	5.62	2.38	11.00	0.25	0.62	
	305 x 305 x 152							273 x 276	324 x 254	343 x 329	140	143	60	279	6	16	
A1412CHNFSS	14.00 x 12.00 x 6.00	304	50, 50E	14	16	A14P12	A14P12G	12.75 x 10.88	14.75 x 10.00	15.50 x 12.94	5.50	5.62	2.38	11.00	0.25	0.62	
	356 x 305 x 152							324 x 276	375 x 254	394 x 329	140	143	60	279	6	16	
A1614CHNFSS	16.00 x 14.00 x 6.00	304	508A	14	16	A16P14	A16P14G	14.75 x 12.88	16.75 x 12.00	17.50 x 14.94	5.50	5.62	2.38	13.00	0.25	0.62	
	406 x 356 x 152							375 x 327	425 x 305	445 x 379	140	143	60	330	6	16	
A6044CHNFSS6	6.00 x 4.00 x 4.00	316L	50, 50E	16	16	A6P4	A6P4G	4.88 x 2.88	6.75 x 2.00	7.50 x 4.94	3.50	3.62	2.38	3.00	0.31	0.56	
	152 x 102 x 102							124 x 73	171 x 51	191 x 125	89	92	60	76	8	14	
A606CHNFSS6	6.00 x 6.00 x 4.00	316L	50, 50E	16	16	A6P6	A6P6G	4.88 x 4.88	6.75 x 4.00	7.50 x 6.94	3.50	3.62	2.38	5.00	0.31	0.56	
	152 x 152 x 102							124 x 124	171 x 102	191 x 176	89	92	60	127	8	14	
A8064CHNFSS6	8.00 x 6.00 x 4.00	316L	50, 50E	14	16	A8P6	A8P6G	6.75 x 4.88	8.75 x 4.00	9.50 x 6.94	3.50	3.62	1.38	5.00	0.25	0.62	
	203 x 152 x 102							171 x 124	222 x 102	241 x 176	89	92	35	127	6	16	
A1008CHNFSS6	10.00 x 8.00 x 4.00	316L	50, 50E	14	16	A10P8	A10P8G	8.75 x 6.88	10.75 x 6.00	11.50 x 8.94	3.50	3.62	1.38	7.00	0.25	0.62	
	254 x 203 x 102							222 x 175	273 x 152	292 x 227	89	92	35	178	6	16	
A12106CHNFSS6	12.00 x 10.00 x 6.00	316L	50, 50E	14	16	A12P10	A12P10G	10.75 x 8.88	12.75 x 8.00	13.50 x 10.94	5.50	5.62	2.38	9.00	0.25	0.62	
	305 x 254 x 152							273 x 225	324 x 203	343 x 278	140	143	60	229	6	16	
A1212CHNFSS6	12.00 x 12.00 x 6.00	316L	50, 50E	14	16	A12P12	A12P12G	10.75 x 10.88	12.75 x 10.00	13.50 x 12.94	5.50	5.62	2.38	11.00	0.25	0.62	
	305 x 305 x 152							273 x 276	324 x 254	343 x 329	140	143	60	279	6	16	
A1412CHNFSS6	14.00 x 12.00 x 6.00	316L	50, 50E	14	16	A14P12	A14P12G	12.75 x 10.88	14.75 x 10.00	15.50 x 12.94	5.50	5.62	2.38	11.00	0.25	0.62	
	356 x 305 x 152							324 x 276	375 x 254	394 x 329	140	143	60	279	6	16	
A1614CHNFSS6	16.00 x 14.00 x 6.00	316L	50, 50E	14	16	A16P14	A16P14G	14.75 x 12.88	16.75 x 12.00	17.50 x 14.94	5.50	5.62	2.38	13.00	0.25	0.62	
	406 x 356 x 152							375 x 327	425 x 305	445 x 379	140	143	60	330	6	16	

A6044CHNFSS and A6044CHNFSS6 UL 508A Listed. The remaining catalog numbers are UL 50 Listed.

Purchase panels separately. Optional stainless steel, composite and aluminum panels are available for most sizes.

Hinge Cover



- NOTE:
 1. Optional panels are 14 gauge steel, conductive steel or stainless steel
 2. Panel screws are #10-32 pan head

CLAMP BRACKET LOCATIONS

